

Introducing

Roberts Script

Roberts Script is a new and fresh Font with a smooth flow. Its stylistic character is based on an elegant brush style. It can be used in various forms of communications.

Features

- *Standard Ligatures*
- *Contextual Alternates*
- *Stylistic Alternates*
- *Terminal Forms*
- *Swashes*

OpenType Features



Roberts Script contains OpenType Features such as Stylistic Alternates, Contextual Alternates, Standard Ligatures and Terminal Forms. In this guide you learn all the possibilities this font can offer to reach your communication goals.

Contextual Alternates

$\text{O} + \text{r} = \text{Or} = \text{Or}$

$\text{O} + \text{s} = \text{Os} = \text{Os}$

$\text{V} + \text{r} = \text{Vr} = \text{Vr}$

$\text{F} + \text{l} = \text{Fl} = \text{Fl}$

Swashes, Ligatures & Stylistic Alternates

Lowercase & Uppercase Swashes

b → *b*

d → *d*

g → *g*

h → *h*

j → *j*

k → *k*

p → *p*

y → *y*

G → *G*

J → *J*

K → *K*

L → *L*

M → *M*

Q → *Q*

S → *S*

X → *X*

Y → *Y*

Ligatures

Th Ti

Vi Wi

Fl tt

Stylistic Alternates

B → *B*

F → *F*

r → *r*

s → *s*

Final Forms

a → *a*

d → *d*

h → *h*

k → *k*

l → *l*

m → *m*

n → *n*

o → *o*

s → *s*

t → *t*

u → *u*

v → *v*

w → *w*

Initial Forms

s → *s*

r → *r*

n → *n*

m → *m*

Underlining Swashes

Hello

Reader

Languages

Western, Central & South Eastern European Latin

Character Set

Lowercase

*a b c d e f g h i j k l m n
o p q r s β t u v w x y z*

Uppercase

*A B C D E F G H
I J K L M N O P Q R S
T U V W X Y Z*

Numerals

0 1 2 3 4 5 6 7 8 9

0 1 2 3 4 5 6 7 8 9

$\frac{3}{4}$ $\frac{1}{8}$ $\frac{3}{8}$ $\frac{5}{8}$ $\frac{7}{8}$ $\frac{1}{4}$ $\frac{1}{2}$

Symbols & Punctuation

¶ ¢ ® ¯ ™ α © @

€ ¥ \$ £ ¤ % ‰ & § ? ; ! ;

* “ ’ ‹ # ; : , . - _ + - × ÷ =

≠ > < ≥ ≤ ± ≈ ~ ¬ ^

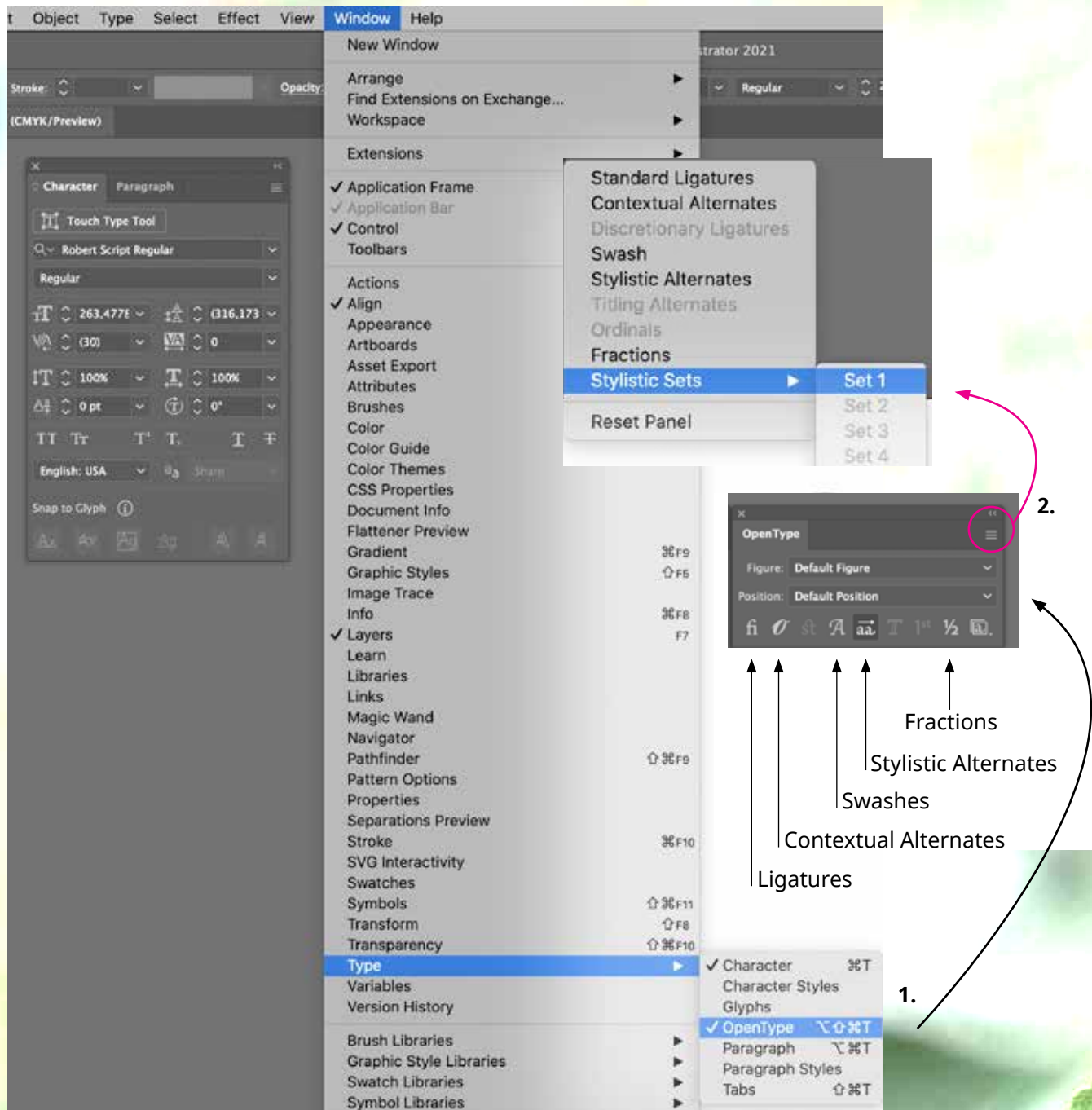
∅ ∞ ∫ π Σ √ ∂ μ e

/ ^ [] { } () | | † ‡

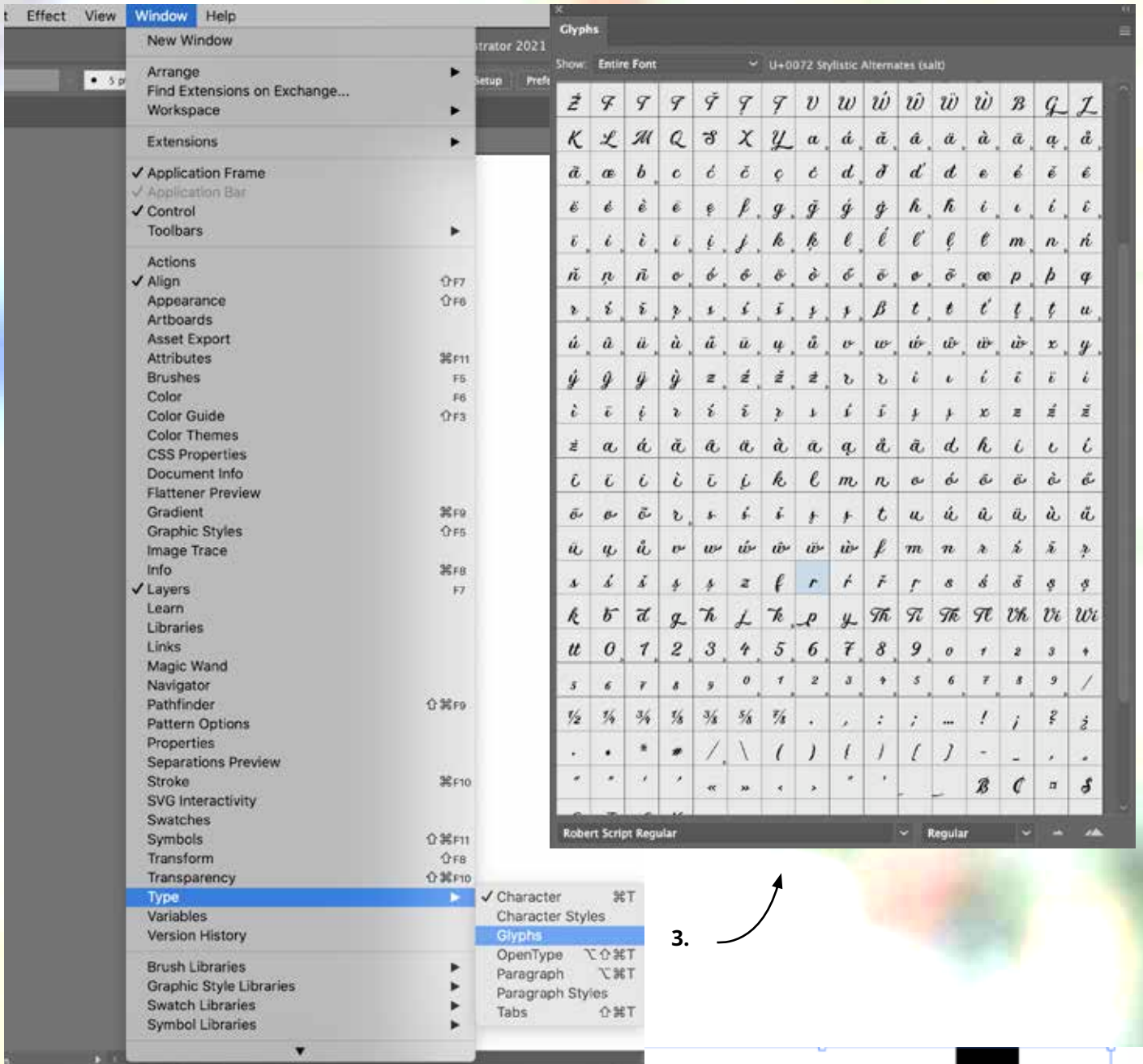
↑ ↗ → ↘ ↓ ↙ ← ↖ ↔ ↑

How to apply OpenType Features

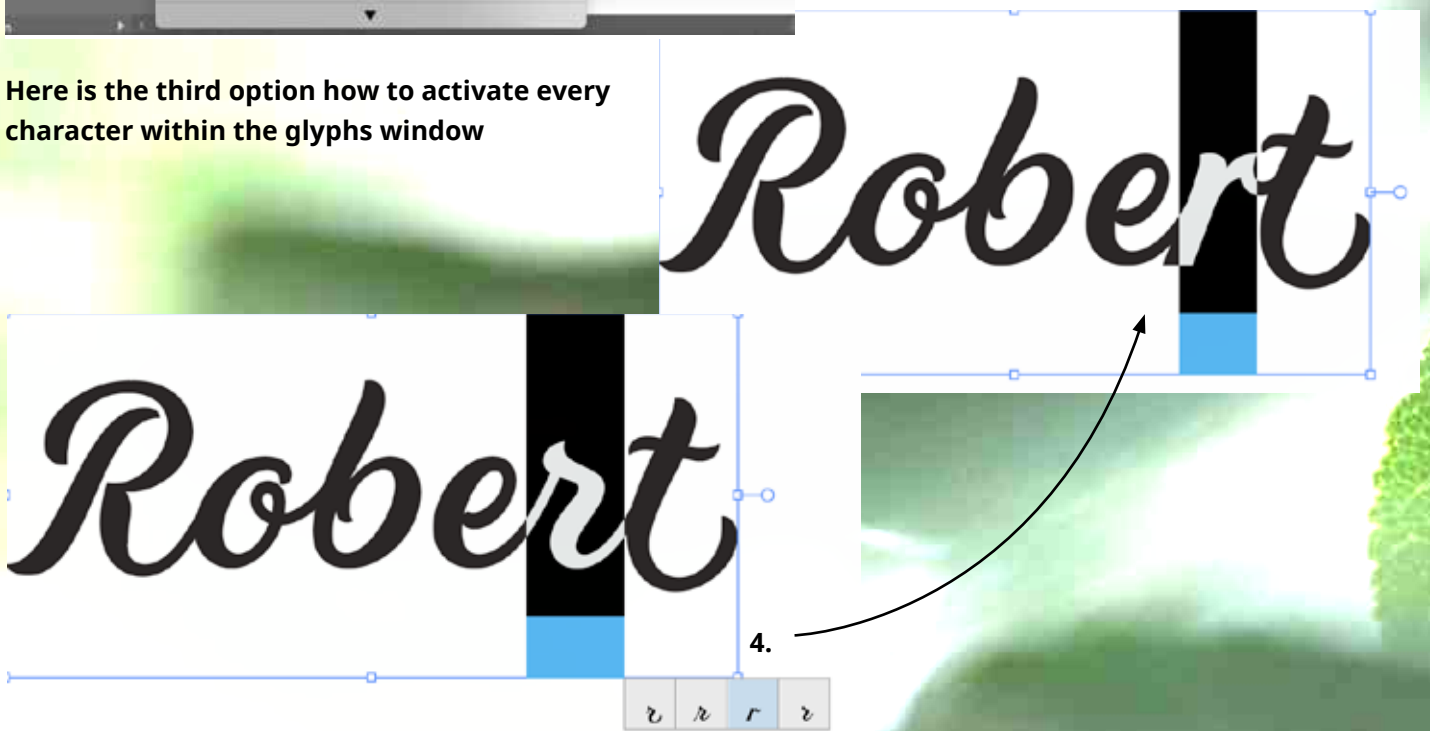
Photoshop and Illustrator - Activation of OpenType Window



There are four ways you can enable all features as Ligatures, Contextual Alternates, Swashes and Stylistic Alternates. 1. In the OpenType Window (Buttons) 2. In the OpenType Window (Menu-Window). 3. Glyphs Window - all characters 4. Highlighting Letter (3. + 4. on the next page)



Here is the third option how to activate every character within the glyphs window



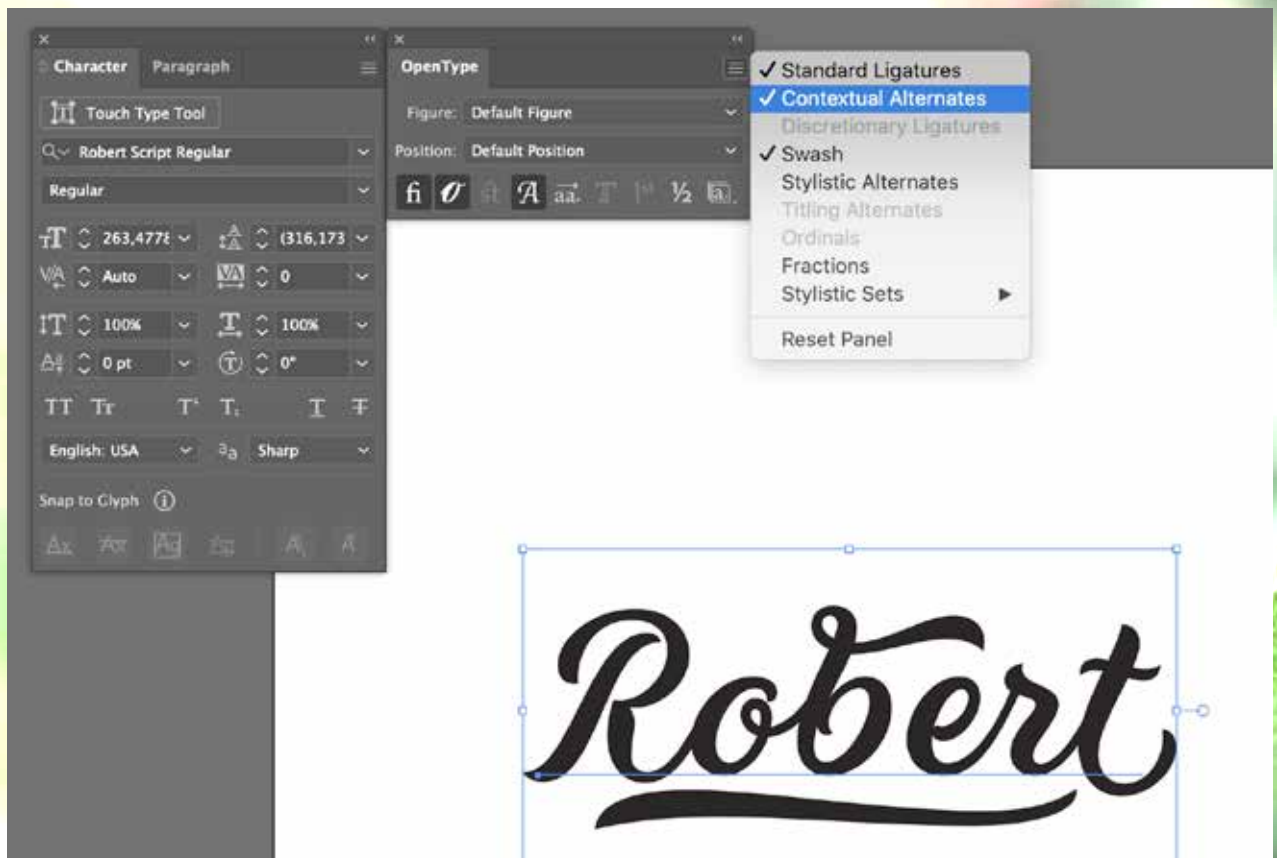
Ligatures

Ligatures will apply automatically, you just need to enable Ligatures here



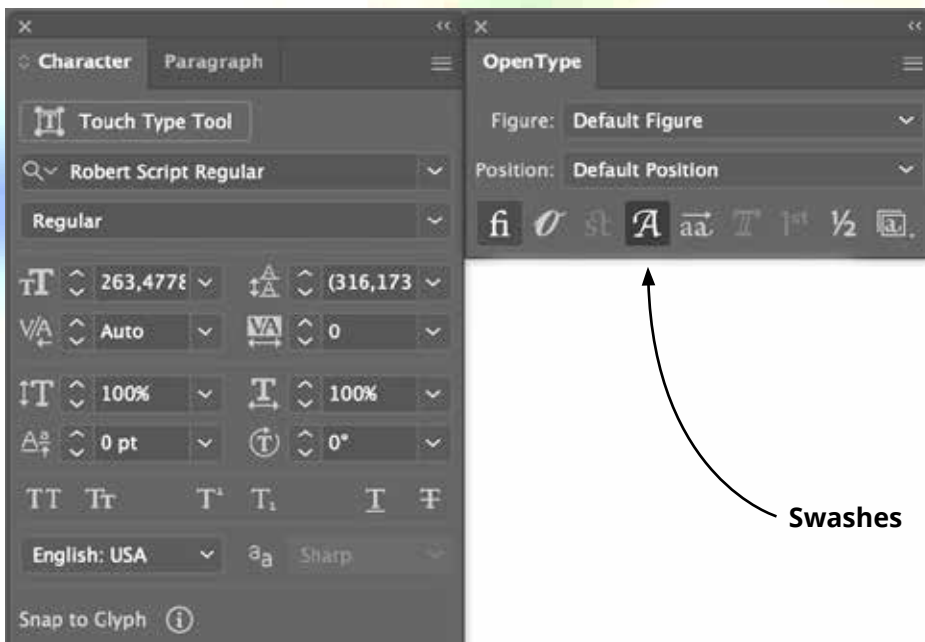
Contextual Alternates & Swashes

Here you see an example how to activate Contextual Alternates and Swashes such as final „t“ and swashed „b“



Underlining Swashes

You can choose between two different types of underlining Swashes



Activate Standard Ligatures, then after the letter you want to underline the word with a Swash

Sushi_ _

Short Swash
type Underscore 2 times

Sushi

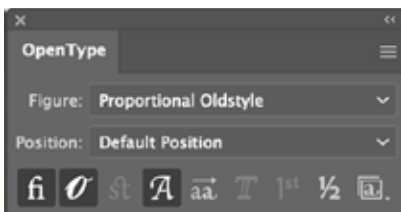
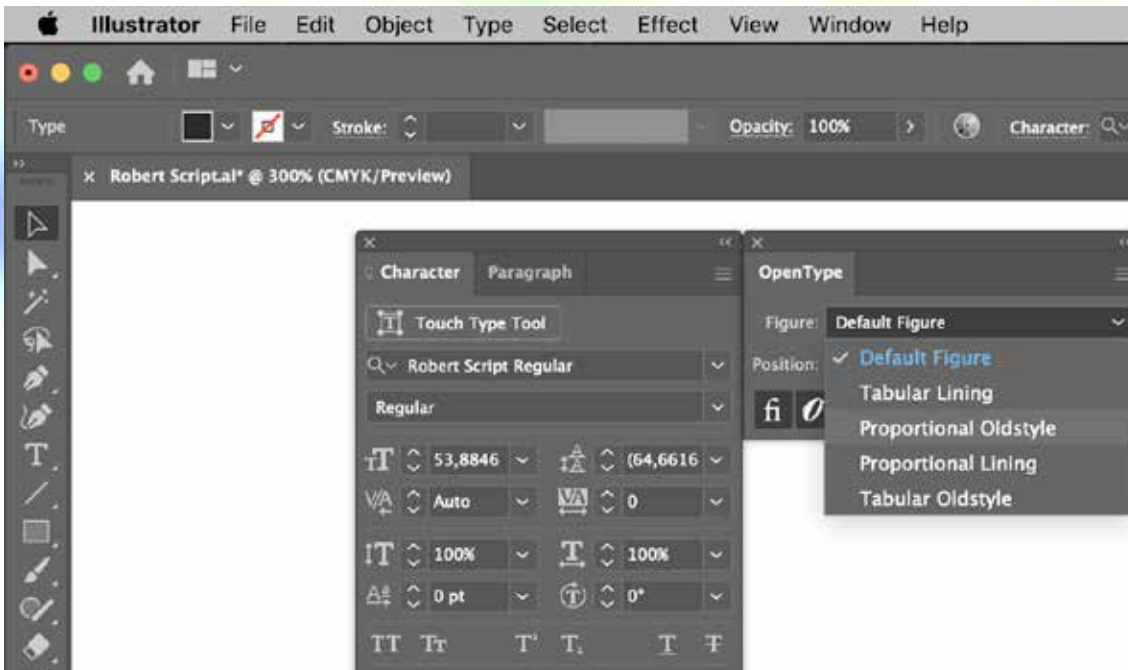
Long Swash
type Underscore 3 times

Robert_ _ _

Robert

Numerals

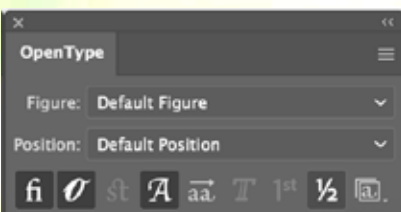
Activating Old Style numbers and fractions



0123456789



0123456789



1/2 3/4 → ½ ¾



Have Fun !

Creators

Logodesigner & Lettering Artist

Robert Bree

and

Type Designer

Roland Hüse

Available at

→ *www.robertbree.de*

→ *www.rolandhuse.com*